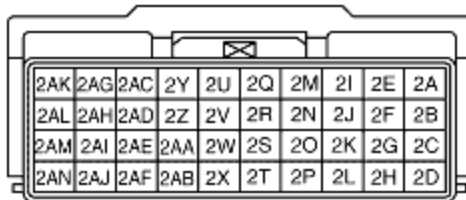





# DTC B104C, B104F, B1050, U2018

B3E080201046W26

|   |  |  |
|---|--|--|
| DTC   | B104C  | Passenger-side side air bag sensor and other sensor circuits short to power supply |
|   | B104F  | Passenger-side side air bag sensor (internal circuit abnormal)                     |
|   | B1050  | Passenger-side side air bag sensor circuit open or short                           |
|   | U2018  | Passenger-side side air bag sensor (communication error)                           |
| DETECTION CONDITION   | <p><b>Warning</b></p> <ul style="list-style-type: none"><li>• Detection conditions are for understanding the DTC outline before performing an inspection. Performing an inspection according to only the detection conditions may cause injury due to an operating error, or damage the system. When performing an inspection, always follow the inspection procedure.</li><li>• Malfunction in wiring harness between passenger-side side air bag sensor and SAS control module</li><li>• Malfunction in passenger-side side air bag sensor circuit</li></ul> |  |
| POSSIBLE CAUSE  | <ul style="list-style-type: none"><li>• Open or short circuit in wiring harness between passenger-side side air bag sensor and SAS control module</li><li>• Passenger-side side air bag sensor malfunction</li><li>• SAS control module malfunction</li></ul>  |  |
| <p>SAS CONTROL MODULE WIRING HARNESS-SIDE CONNECTOR</p>  <p>PASSENGER-SIDE SIDE AIR BAG SENSOR WIRING HARNESS-SIDE CONNECTOR</p>    |  |  |

## Diagnostic procedure

| STEP | INSPECTION  | ACTION   |
|------|---|--|
| 1    | <p><b>INSPECT PASSENGER-SIDE SIDE AIR BAG SENSOR CONNECTOR</b></p> <p><b>Warning</b></p> <ul style="list-style-type: none"> <li>Handling the air bag system components improperly can accidentally deploy the air bag modules and pre-tensioner front buckles, which may seriously injure you. Read the service warnings and cautions before handling the air bag system components.<br/>(See <a href="#">SERVICE WARNINGS</a>.)<br/>(See <a href="#">SERVICE CAUTIONS</a>.)</li> </ul> <ul style="list-style-type: none"> <li>Turn the ignition switch to the LOCK position.</li> <li>Disconnect the negative battery cable and wait for <b>1 min</b></li> </ul> | <p>Yes Replace the air bag wiring harness.</p> |
|      |   | <p>No Go to the next step.</p>                 |

|   |  |     |  |
|---|--|-----|--|
|   | <p><b>or more.</b></p> <ul style="list-style-type: none"> <li>• Disconnect the passenger-side side air bag sensor connector.</li> <li>• Is there any malfunction of the passenger-side side air bag sensor connector?</li> </ul>   |     |  |
| 2 | <p><b>INSPECT WIRING HARNESS BETWEEN PASSENGER-SIDE SIDE AIR BAG SENSOR AND SAS CONTROL MODULE</b></p> <ul style="list-style-type: none"> <li>• Turn the ignition switch to the LOCK position.</li> <li>• Disconnect the negative battery cable and wait for <b>1 min or more.</b></li> <li>• Disconnect the driver and passenger-side front seat connectors.</li> <li>• Disconnect the driver and passenger-side curtain air bag module connectors.</li> <li>• Remove the console.</li> <li>• Disconnect the SAS control module connector.</li> <li>• Disconnect the passenger-side side air bag sensor connector.</li> <li>• Connect the negative battery cable.</li> <li>• Inspect the wiring harnesses between SAS control module terminal 2K and passenger-side side air bag sensor terminal A, SAS control module terminal 2G and passenger-side side air bag sensor terminal B for the following:</li> </ul> <ul style="list-style-type: none"> <li>- Short to ground</li> <li>- Short to power supply</li> <li>- Open circuit</li> </ul> | Yes | <p>Replace the passenger-side side air bag sensor, then go to the next step.<br/>(See <a href="#">SIDE AIR BAG SENSOR REMOVAL/INSTALLATION.</a>)</p> |
|   |  | No  | <p>Replace the air bag wiring harness.</p>   |
| 3 | <p><b>INSPECT SAS CONTROL MODULE</b></p> <ul style="list-style-type: none"> <li>• Turn the ignition switch to the LOCK position.</li> <li>• Disconnect the negative battery cable and wait for <b>1 min or more.</b></li> <li>• Connect the SAS control module connector.</li> <li>• Connect the passenger-side side air bag sensor connector.</li> <li>• Are DTCs B104C, B104F, B1050 and/or U2018 indicated?</li> </ul>  | Yes | <p>Replace the SAS control module.<br/>(See <a href="#">SAS CONTROL MODULE REMOVAL/INSTALLATION.</a>)</p>  |
|   |  | No  | <p>DTC troubleshooting completed.</p>  |